



SSC DIVE IN!

CHICKS



© Maggie Sheddan





WELCOME!

Hello and welcome to “SSC Dive In!” - packs of resources providing some seaside fun directly into family homes and classrooms.

This pack’s theme: **Chicks**

Baby animals are always a wonderful sight!

Seabirds start life as adorable, small, fluffy chicks, but there’s a lot more to them than meets the eye. Take a look in this pack and find out for yourself..

Inside this pack:

- **Film: The Lives of Seabirds**
- **Activity: Life Cycle of a Puffin**
- **Activity: Life Cycle of a Gannet**
- **Craft instructions: Fluffy Guga**
- **Puzzle: Whose Chick is This?**
- **Chick Photo Gallery**
- **Info sheet: Seabird Glossary**

Important note: *If you are going outdoors, please follow the social distancing protocols and government advice.*


We’d love to hear from you! If you’ve had fun having a go at activities, experiments and crafts, let us know. Any comments or pictures can be sent to marineengagement@seabird.org, or complete a short feedback survey [here](#). More are resources available on our [website](#).

Enjoy using our packs and want to see more? The Scottish Seabird Centre is an conservation and environmental education and charity. Every penny we raise helps us deliver our important education and conservation work. If you enjoy using our resources and would like to support our work, please consider making a donation through our [JustGiving](#) page. Thank you.

We hope you enjoy diving in to the pack!

Scottish Seabird Centre Learning Team






FILM

THE LIVES OF SEABIRDS

All birds start life as chicks that hatch from eggs, but did you know different species grow up in different ways?

Click on the pictures below to watch a video about the lives of gannets and puffins!

These 5 minute 'Whiteboard Art' videos are inspired by the brilliant 'draw my life' videos. Check out our [YouTube channel](#) for more educational videos.



ACTIVITY

LIFE CYCLE OF A PUFFIN

Print out or copy this sheet, cut out the pictures and sentences, then arrange them to make a diagram showing the life cycle of a puffin.


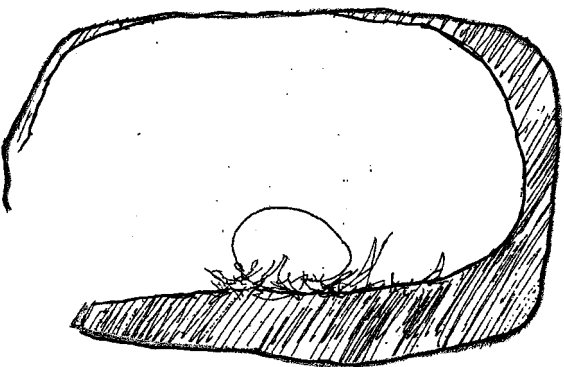
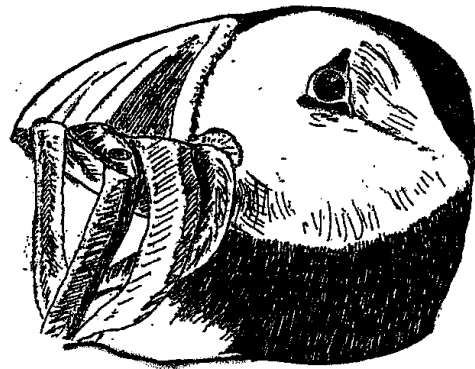

Hint! It makes a circle. Use this pack, our [website](#) and "[Life of an Atlantic Puffin](#)" video to help.

They make a burrow and lay one large white egg.

Adult puffins return to their island home.

It stays in the burrow for 7 weeks until it is ready to fledge.

After about 40 days a fluffy brown puffling is hatched.



ACTIVITY

LIFE CYCLE OF A GANNET

Print out or copy this sheet, then make a sketch in each circle and complete the captions using the words in the word bank.

Hint! Use this pack, our [website](#) and "[Life of A Northern Gannet](#)" to help.

1. The female lays one small, white _____.

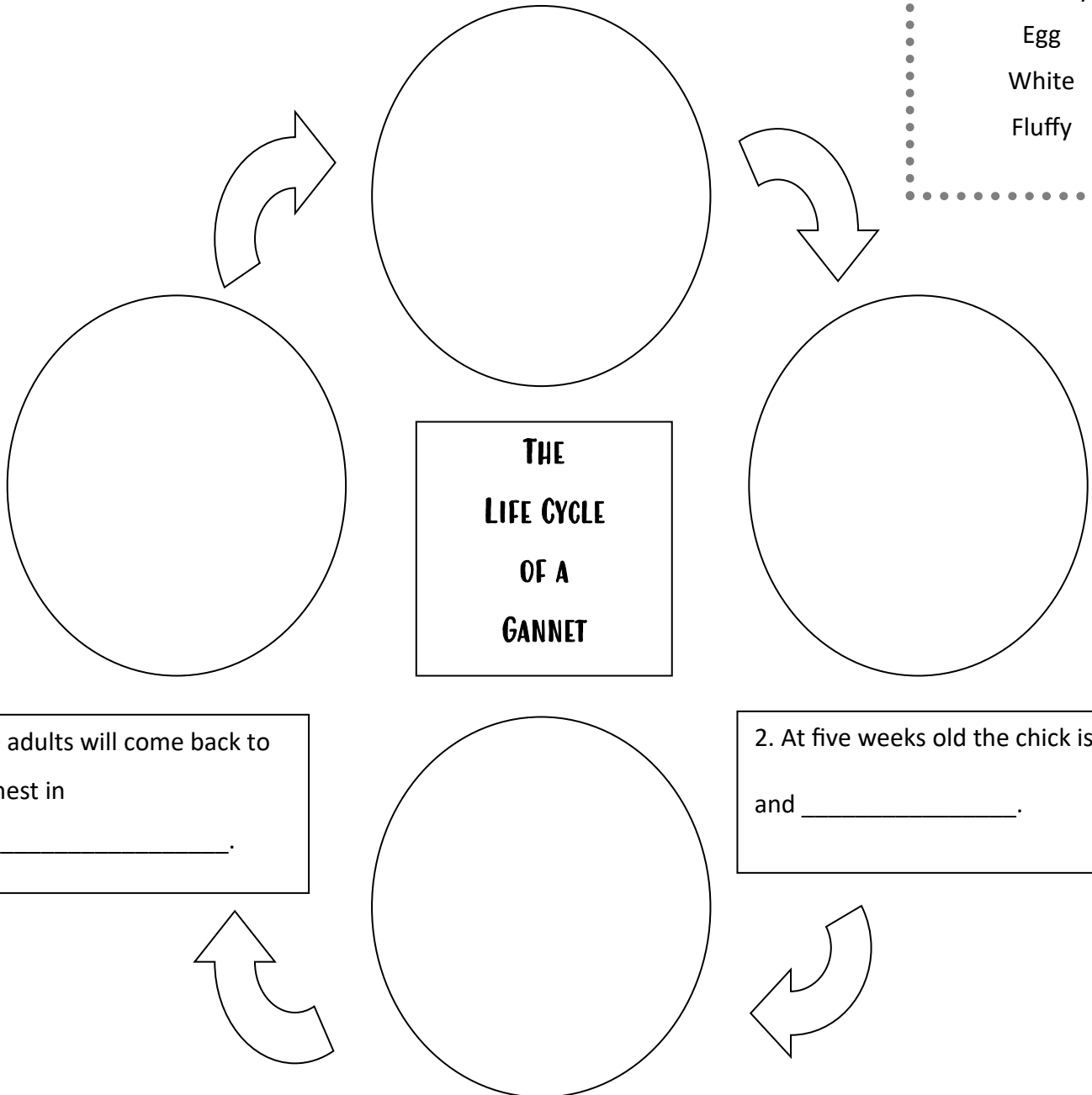
WORD BANK:

February

Egg

White

Fluffy



4. The adults will come back to their nest in _____.

2. At five weeks old the chick is white and _____.

3. At twelve weeks the chick is black with _____ spots.
It is ready to leave the _____.



CRAFT

FLUFFY GUGA

Gannet chicks are called **gugas** and look very different to adults. Apart from their legs and faces their bodies are completely covered in fluffy white feathers called **down**.

Have a go at creating your own fluffy guga by following the instructions below!



WHAT DO I NEED?

- Glue
- Scissors
- Fluffy Guga template (copied or printed on paper or card)
- Colouring pencils or pens
- Cotton wool
- Plain paper

1



Tear up pieces of cotton wool to make it super fluffy.

2



Draw a face on the head of the chick outline.
Cheat: Draw a heart shape and colour as shown.

3



Make eyes by cutting out 2 circles of white paper and colouring a black circle in the middle. Stick them on the face.
Add glue to the rest of the chick outline.


4



Stick on the cotton wool.
Continue sticking cotton wool on to the outline until all the chick is covered (except the face).
Leave to dry.

GUGA TEMPLATE OVERLEAF...

FLUFFY GUGA TEMPLATE



PUZZLE



WHOSE CHICK IS THIS?

Just like their parents, seabird chicks come in all shapes and sizes. Some of them hatch with brilliant **camouflage**, blending in with their surroundings to stay hidden and safe.

Below are some adult seabirds that you can spot around Scotland...but they've lost their chicks! Follow the lines carefully, using the colours shown, to reunite each adult seabird with their own chick.



GUILLEMOT




PUFFIN



GANNET



ARCTIC TERN



DISCOVER

CHICK PHOTO GALLERY



Time for a fluffy photoshoot!

Here's a selection of some of our favourite chick snaps. Which do you think is the cutest?



© David Steel



GUILLEMOT

© David Steel



PUFFIN- "PUFFLING"

© Susan Davies



LESSER BLACK-BACKED GULL

© Susan Davies



KITTIWAKE



DISCOVER

CHICK PHOTO GALLERY



© Maggie Sheddan

NORTHERN GANNET – “GUGA”



© Susan Davies

SHAG



© David Steel

FULMAR



© David Steel

ARCTIC TERN





DISCOVER

SEABIRD GLOSSARY

ADULT

A bird that is old enough to breed and raise its own young.

CAMOUFLAGE

When an animal blends in to its surroundings. Some seabird chicks are brown and speckle-y which matches the ground they nest on.

CHICK

A baby bird.

COLONY

A place where seabirds gather to breed and raise their young. Bass Rock is an island in the Firth of Forth that is home to a colony of 150,000 northern gannets!

DOWN

A type of feather that is soft, fluffy and designed to **insulate** birds. Chicks only have down feathers.

FLEDGE

The time when young birds leave their nests or colonies.

FLEDGLING

The name given to a young bird that has grown big enough to leave the nest or colony.

GUGA

A baby gannet.

INCUBATE

When a parent sits on their eggs to keep them warm and safe before they are ready to hatch.

INSULATION

A layer that keeps in heat. Chicks have a layer of **down feathers** around their bodies to keep them warm.

JUMPLING

The name given to **fledglings** that leave the colony by “jumping” into the sea, such as puffins.

PUFFLING

A baby puffin.